




150W Single Output with PFC Function

LPP-150 series



#### ■ Features :

- Universal AC input / Full range
- Built-in active PFC function, PF>0.96
- Protections: Short circuit / Overload / Over voltage
- Protections: Over temperature(option)
- Cooling by free air convection
- 100% full load burn-in test
- Fixed switching frequency at PFC:67KHz PWM:134KHz
- 3 years warranty

User's Manual



#### ■ GTIN CODE

MW Search : <https://www.meanwell.com/serviceGTIN.aspx>

UL62368-1 BS EN/EN62368-1 IEC62368-1 TPTC004

#### SPECIFICATION

MODEL	LPP-150-3.3	LPP-150-5	LPP-150-7.5	LPP-150-12	LPP-150-13.5	LPP-150-15	LPP-150-24	LPP-150-27	LPP-150-48	
OUTPUT	DC VOLTAGE	3.3V	5V	7.5V	12V	13.5V	15V	24V	27V	48V
	RATED CURRENT	30A	30A	20A	12.5A	11.2A	10A	6.3A	5.6A	3.2A
	CURRENT RANGE	0 ~ 30A	0 ~ 30A	0 ~ 20A	0 ~ 12.5A	0 ~ 11.2A	0 ~ 10A	0 ~ 6.3A	0 ~ 5.6A	0 ~ 3.2A
	RATED POWER	99W	150W	150W	150W	151.2W	150W	151.2W	151.2W	153.6W
	RIPPLE & NOISE (max.) Note.2	100mVp-p	100mVp-p	100mVp-p	100mVp-p	100mVp-p	100mVp-p	150mVp-p	150mVp-p	250mVp-p
	VOLTAGE ADJ. RANGE	3.14 ~ 3.63V	4.75 ~ 5.5V	7.13 ~ 8.25V	11.4 ~ 13.2V	12.8 ~ 14.9V	14.3 ~ 16.5V	22.8 ~ 26.4V	25.7 ~ 29.7V	45.6 ~ 52.8V
	VOLTAGE TOLERANCE Note.3	±2.0%	±2.0%	±2.0%	±2.0%	±2.0%	±2.0%	±1.0%	±1.0%	±1.0%
	LINE REGULATION	±0.5%	±0.5%	±0.5%	±0.5%	±0.5%	±0.5%	±0.5%	±0.5%	±0.5%
	LOAD REGULATION	±1.0%	±1.0%	±1.0%	±1.0%	±1.0%	±1.0%	±0.5%	±0.5%	±0.5%
	SETUP, RISE TIME	600ms, 30ms at full load								
HOLD UP TIME (Typ.)	30ms at full load									
INPUT	VOLTAGE RANGE	85 ~ 264VAC		120 ~ 370VDC						
	FREQUENCY RANGE	47 ~ 63Hz								
	POWER FACTOR	PF ≥ 0.96/230VAC		PF ≥ 0.97/115VAC at full load						
	EFFICIENCY (Typ.)	70%	76%	80%	82%	83%	83%	85%	85%	85%
	AC CURRENT (Typ.)	2.5A/115VAC		1.2A/230VAC						
	INRUSH CURRENT (Typ.)	COLD START 55A/230VAC								
LEAKAGE CURRENT	<3.5mA / 240VAC									
PROTECTION	OVERLOAD	105 ~ 150% rated output power Protection type : Constant current limiting, recovers automatically after fault condition is removed								
	OVER VOLTAGE	3.63 ~ 4.45V	5.5 ~ 6.75V	8.25 ~ 10.1V	13.2 ~ 16.2V	14.85 ~ 18.2V	16.5 ~ 20.25V	26.4 ~ 32.4V	29.7 ~ 36.5V	52.8 ~ 64.8V
ENVIRONMENT	WORKING TEMP.	-10 ~ +60°C with cooling FAN (Refer to "Derating Curve")								
	WORKING HUMIDITY	20 ~ 90% RH non-condensing								
	STORAGE TEMP., HUMIDITY	-20 ~ +85°C, 10 ~ 95% RH								
	TEMP. COEFFICIENT	±0.05%/°C (0 ~ 50°C)								
	VIBRATION	10 ~ 500Hz, 2G 10min./1cycle, period for 60min. each along X, Y, Z axes								
SAFETY & EMC (Note 4)	SAFETY STANDARDS	UL62368-1, TUV BS EN/EN62368-1, EAC TP TC 004 approved								
	WITHSTAND VOLTAGE	I/P-O/P:3KVAC		I/P-FG:2KVAC		O/P-FG:0.5KVAC				
	ISOLATION RESISTANCE	I/P-O/P, I/P-FG, O/P-FG:100M Ohms / 500VDC / 25°C / 70% RH								
	EMC EMISSION	Compliance to BS EN/EN55032 (CISPR32) Class B, BS EN/EN61000-3-2,-3, EAC TP TC 020								
OTHERS	EMC IMMUNITY	Compliance to BS EN/EN61000-4-2,3,4,5,6,8,11, light industry level, EAC TP TC 020								
	MTBF	2635.3K hrs min. Telcordia SR-332 (Bellcore) ; 292.7K hrs min.		MIL-HDBK-217F (25°C)						
	DIMENSION	222*75*41mm (L*W*H)								
	PACKING	0.62Kg; 24pcs/16.6Kg/1.63CUFT								
NOTE	<p>1. All parameters NOT specially mentioned are measured at 230VAC input, rated load and 25°C of ambient temperature.</p> <p>2. Ripple &amp; noise are measured at 20MHz of bandwidth by using a 12" twisted pair-wire terminated with a 0.1uf &amp; 47uf parallel capacitor.</p> <p>3. Tolerance : includes set up tolerance, line regulation and load regulation.</p> <p>4. The power supply is considered a component which will be installed into a final equipment. All the EMC tests are been executed by mounting the unit on a 360mm*360mm metal plate with 1mm of thickness. The final equipment must be re-confirmed that it still meets EMC directives. For guidance on how to perform these EMC tests, please refer to "EMI testing of component power supplies." (as available on <a href="http://www.meanwell.com">http://www.meanwell.com</a>)</p> <p>5. The ambient temperature derating of 3.5°C/1000m with fanless models and of 5°C/1000m with fan models for operating altitude higher than 2000m(6500ft).</p> <p>※ Product Liability Disclaimer : For detailed information, please refer to <a href="https://www.meanwell.com/serviceDisclaimer.aspx">https://www.meanwell.com/serviceDisclaimer.aspx</a></p>									

File Name:LPP-150-SPEC 2022-02-28

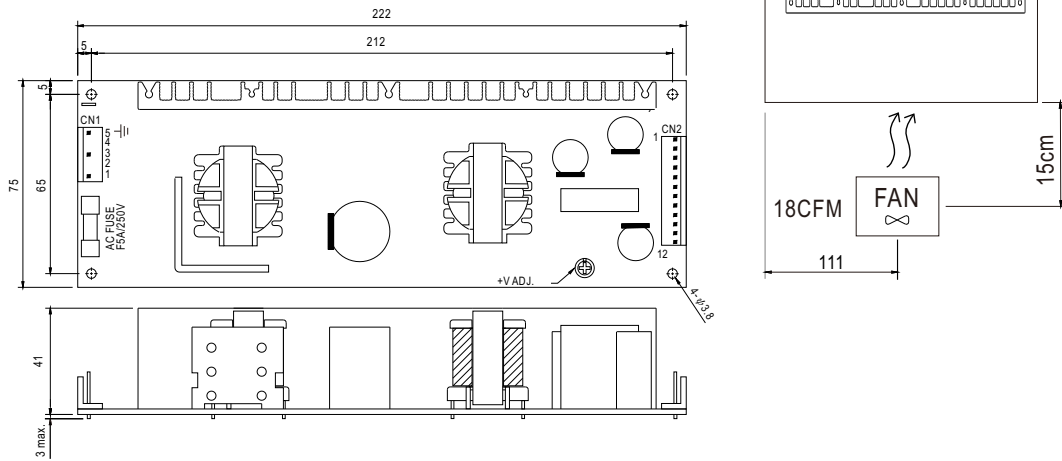


150W Single Output with PFC Function

LPP-150 series

■ Mechanical Specification

Unit:mm



AC Input Connector (CN1) : JST B5P-VH or equivalent

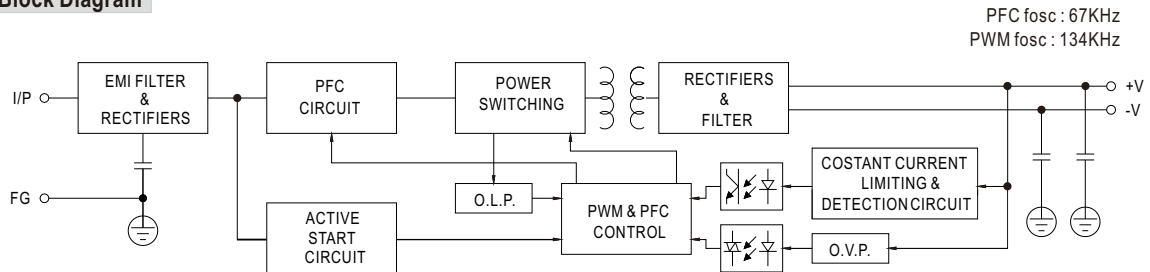
Pin No.	Assignment	Mating Housing	Terminal
1	AC/L	JST VHR or equivalent	JST SVH-21T-P1.1 or equivalent
2,4	No Pin		
3	AC/N		
5	FG $\perp$		

DC Output Connector (CN2) : JST B6P-VH\*2 or equivalent

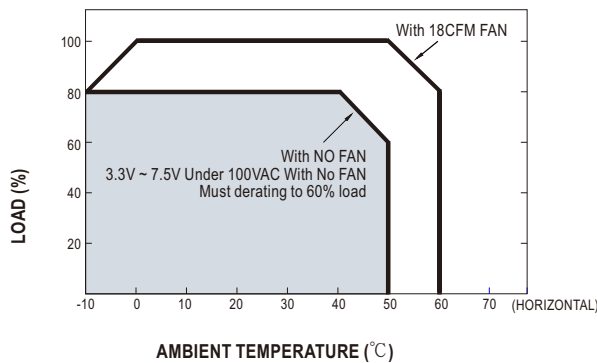
Pin No.	Assignment	Mating Housing	Terminal
1~6	-V	JST VHR or equivalent	JST SVH-21T-P1.1 or equivalent
7~12	+V		

$\perp$  : Grounding Required  
CN1:Pin 5 is safety ground

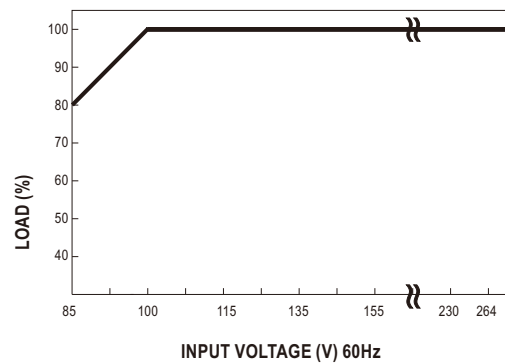
■ Block Diagram



■ Derating Curve



■ Output Derating VS Input Voltage



File Name:LPP-150-SPEC 2022-02-28

## We are here for you. Addresses and Contacts.

---

### Headquarter Switzerland:

Angst+Pfister Sensors and Power AG  
Thurgauerstrasse 66  
CH-8050 Zurich  
Phone +41 44 877 35 00  
[sensorsandpower@angst-pfister.com](mailto:sensorsandpower@angst-pfister.com)

### Office Germany:

Angst+Pfister Sensors and Power Deutschland GmbH  
Edisonstraße 16  
D-85716 Unterschleißheim  
Phone +49 89 374 288 87 00  
[sensorsandpower.de@angst-pfister.com](mailto:sensorsandpower.de@angst-pfister.com)

---

Scan here and get an overview of personal contacts!



[sensorsandpower.angst-pfister.com](https://sensorsandpower.angst-pfister.com)

---