




75W Single Output with PFC Function

HRP-75 series



■ Features :

- Universal AC input / Full range
- Built-in active PFC function
- Withstand 300VAC surge input for 5 seconds
- Protections: Short circuit / Overload / Over voltage
- Protections: Over temperature (optional)
- Cooling by free air convection
- 1U low profile 38mm
- Built-in remote ON-OFF control
- No load power consumption<0.5W
- All using 105°C long life electrolytic capacitors
- 5 years warranty

User's Manual



■ GTIN CODE

MW Search: <https://www.meanwell.com/serviceGTIN.aspx>

SPECIFICATION

| MODEL | HRP-75-3.3 | HRP-75-5 | HRP-75-7.5 | HRP-75-12 | HRP-75-15 | HRP-75-24 | HRP-75-36 | HRP-75-48 | |
|-----------------------|------------------------------|--|----------------------------------|-----------------------------|--------------|--------------|--------------|--------------|--------------|
| OUTPUT | DC VOLTAGE | 3.3V | 5V | 7.5V | 12V | 15V | 24V | 36V | 48V |
| | RATED CURRENT | 15A | 15A | 10A | 6.3A | 5A | 3.2A | 2.1A | 1.6A |
| | CURRENT RANGE | 0 ~ 15A | 0 ~ 15A | 0 ~ 10A | 0 ~ 6.3A | 0 ~ 5A | 0 ~ 3.2A | 0 ~ 2.1A | 0 ~ 1.6A |
| | RATED POWER | 49.5W | 75W | 75W | 75.6W | 75W | 76.8W | 75.6W | 76.8W |
| | RIPPLE & NOISE (max.) Note.2 | 80mVp-p | 80mVp-p | 100mVp-p | 120mVp-p | 150mVp-p | 150mVp-p | 200mVp-p | 240mVp-p |
| | VOLTAGE ADJ. RANGE | 3.1 ~ 3.8V | 4.7 ~ 5.8V | 7.1 ~ 9V | 11 ~ 13.8V | 14.2 ~ 18V | 21.6 ~ 28.8V | 32 ~ 39.6V | 45 ~ 55.2V |
| | VOLTAGE TOLERANCE Note.3 | ±2.5% | ±2.5% | ±2.5% | ±1.5% | ±1.5% | ±1.5% | ±1.5% | ±1.5% |
| | LINE REGULATION | ±1.0% | ±1.0% | ±1.0% | ±0.3% | ±0.3% | ±0.2% | ±0.2% | ±0.2% |
| | LOAD REGULATION | ±2.0% | ±2.0% | ±1.5% | ±1.0% | ±0.5% | ±0.5% | ±0.5% | ±0.5% |
| SETUP, RISE TIME | 1800ms, 25ms/230VAC | | 1800ms, 25ms/115VAC at full load | | | | | | |
| HOLD UP TIME (Typ.) | 50ms/230VAC | | 20ms/115VAC at full load | | | | | | |
| INPUT | VOLTAGE RANGE Note.5 | 85 ~ 264VAC | | 120 ~ 370VDC | | | | | |
| | FREQUENCY RANGE | 47 ~ 63Hz | | | | | | | |
| | POWER FACTOR (Typ.) | PF>0.9/230VAC | | PF>0.95/115VAC at full load | | | | | |
| | EFFICIENCY (Typ.) | 77% | 82.5% | 84% | 87% | 88% | 88.5% | 89% | 89% |
| | AC CURRENT (Typ.) | 0.9A/115VAC | | 0.5A/230VAC | | | | | |
| | INRUSH CURRENT (Typ.) | 35A/115VAC | | 65A/230VAC | | | | | |
| LEAKAGE CURRENT | <1mA / 240VAC | | | | | | | | |
| PROTECTION | OVERLOAD | 105 ~ 135% rated output power Protection type : Constant current limiting, switch to hiccup mode for Vo<50% of rated voltage, recovers automatically after fault condition is removed | | | | | | | |
| | OVER VOLTAGE | 3.96 ~ 4.62V | 6 ~ 7V | 9.4 ~ 10.9V | 14.4 ~ 16.8V | 18.8 ~ 21.8V | 30 ~ 34.8V | 41.4 ~ 48.6V | 57.6 ~ 67.2V |
| | OVER TEMPERATURE (OPTIONAL) | Shut down o/p voltage, recovers automatically after temperature goes down | | | | | | | |
| FUNCTION | REMOTE CONTROL | RC+ / RC-: 0 ~ 0.8V = power on ; 4 ~ 10V = power off | | | | | | | |
| | WORKING TEMP. | -40 ~ +70°C (Refer to "Derating Curve") | | | | | | | |
| ENVIRONMENT | WORKING HUMIDITY | 20 ~ 90% RH non-condensing | | | | | | | |
| | STORAGE TEMP., HUMIDITY | -40 ~ +85°C, 10 ~ 95% RH | | | | | | | |
| | TEMP. COEFFICIENT | ±0.03%/°C (0 ~ 50°C) | | | | | | | |
| | VIBRATION | 10 ~ 500Hz, 5G 10min./1cycle, 60min. each along X, Y, Z axes | | | | | | | |
| SAFETY & EMC (Note 4) | SAFETY STANDARDS | UL62368-1, TUV BS EN/EN62368-1, AS/NZS62368.1, EAC TP TC 004 approved | | | | | | | |
| | WITHSTAND VOLTAGE | I/P-O/P: 3KVAC I/P-FG: 2KVAC O/P-FG: 0.5KVAC | | | | | | | |
| | ISOLATION RESISTANCE | I/P-O/P, I/P-FG, O/P-FG: 100M Ohms / 500VDC / 25°C / 70% RH | | | | | | | |
| | EMC EMISSION | Compliance to BS EN/EN55032 (CISPR32) Class B, BS EN/EN61000-3-2, -3, EAC TP TC 020 | | | | | | | |
| OTHERS | EMC IMMUNITY | Compliance to BS EN/EN61000-4-2, 3, 4, 5, 6, 8, 11, BS EN/EN55024, BS EN/EN61000-6-2, heavy industry level, EAC TP TC 020 | | | | | | | |
| | MTBF | 2385.6K hrs min. Telcordia SR-332 (Bellcore) ; 352.7K hrs min. MIL-HDBK-217F (25°C) | | | | | | | |
| | DIMENSION | 129*98*38mm (L*W*H) | | | | | | | |
| NOTE | PACKING | 0.47Kg; 30pcs/ 15Kg/ 0.97CUFT | | | | | | | |
| | NOTE | 1. All parameters NOT specially mentioned are measured at 230VAC input, rated load and 25°C of ambient temperature. 2. Ripple & noise are measured at 20MHz of bandwidth by using a 12" twisted pair-wire terminated with a 0.1uf & 47uf parallel capacitor. 3. Tolerance : includes set up tolerance, line regulation and load regulation. 4. The power supply is considered a component which will be installed into a final equipment. All the EMC tests are been executed by mounting the unit on a 360mm*360mm metal plate with 1mm of thickness. The final equipment must be re-confirmed that it still meets EMC directives. For guidance on how to perform these EMC tests, please refer to "EMI testing of component power supplies." (as available on http://www.meanwell.com) 5. Derating may be needed under low input voltages. Please check the derating curve for more details. 6. Length of set up time is measured at cold first start. Turning ON/OFF the power supply may lead to increase of the set up time. 7. The ambient temperature derating of 3.5°C/1000m with fanless models and of 5°C/1000m with fan models for operating altitude higher than 2000m(6500ft). ※ Product Liability Disclaimer : For detailed information, please refer to https://www.meanwell.com/serviceDisclaimer.aspx | | | | | | | |

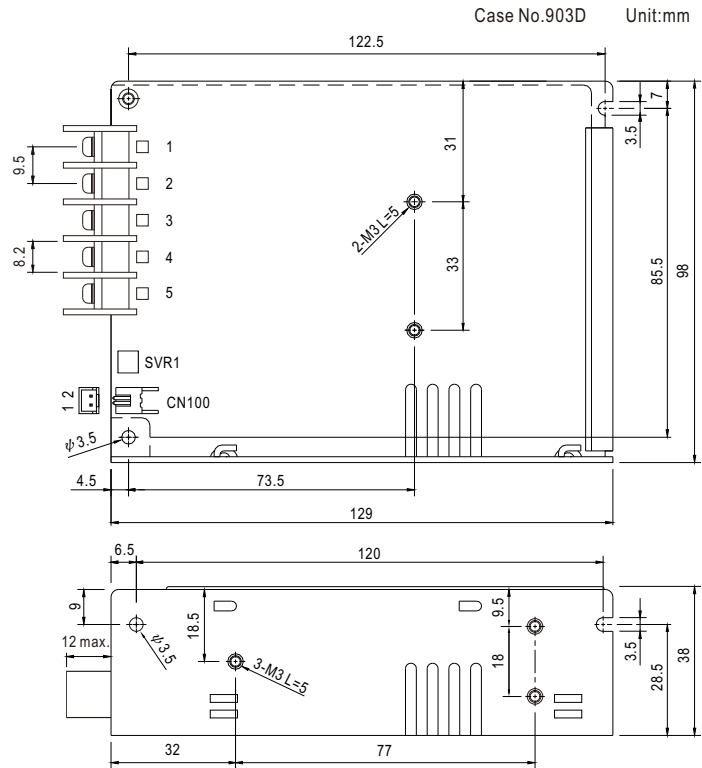
File Name:HRP-75-SPEC 2022-02-28



75W Single Output with PFC Function

HRP-75 series

■ Mechanical Specification



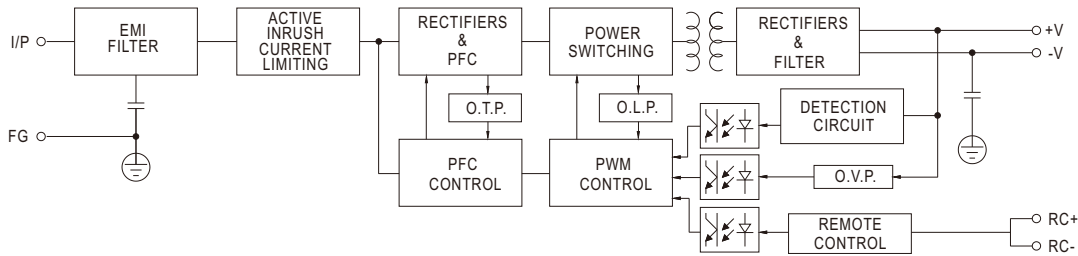
Terminal Pin No. Assignment

| Pin No. | Assignment | Pin No. | Assignment |
|---------|------------|---------|--------------|
| 1 | AC/L | 4 | DC OUTPUT -V |
| 2 | AC/N | 5 | DC OUTPUT +V |
| 3 | FG \neq | | |

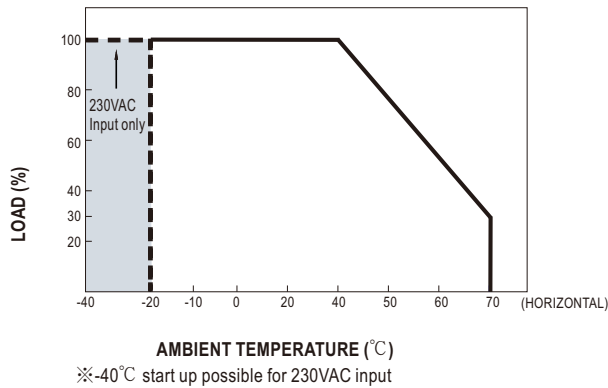
Remote ON/OFF (CN100) : JST B-XH or equivalent

| Pin No. | Assignment | Mating Housing | Terminal |
|---------|------------|-----------------------|----------------------------|
| 1 | RC- | JST XHP or equivalent | JST SXH-001T or equivalent |
| 2 | RC+ | | |

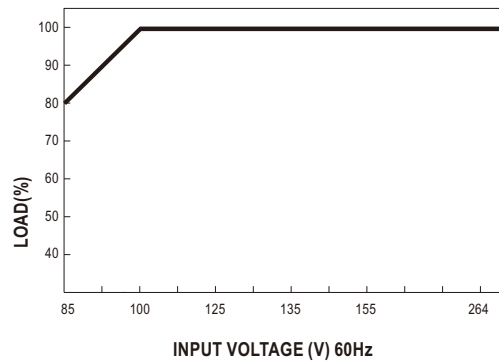
■ Block Diagram



■ Derating Curve



■ Output Derating VS Input Voltage



We are here for you. Addresses and Contacts.

Headquarter Switzerland:

Angst+Pfister Sensors and Power AG
Thurgauerstrasse 66
CH-8050 Zurich
Phone +41 44 877 35 00
sensorsandpower@angst-pfister.com

Office Germany:

Angst+Pfister Sensors and Power Deutschland GmbH
Edisonstraße 16
D-85716 Unterschleißheim
Phone +49 89 374 288 87 00
sensorsandpower.de@angst-pfister.com

Scan here and get an overview of personal contacts!



sensorsandpower.angst-pfister.com
